




# RESOURCE WORLD

## GENERAL MENTAL ABILITY



**FREE**

# Non Verbal Reasoning - Part 1

**Book for Various Competitive Exams**

(Like KPSC technical Post C, KSRTC, PDO, RRB, SSC, FDDA, SDAA, PSI, PC, CET, etc..)





[www.amkresourceinfo.com](http://www.amkresourceinfo.com)



**Non Verbal Reasoning – Part 1**

Each of the following questions consists of two sets of figures. Figures A, B, C and D constitute the Problem Set while figures 1, 2, 3, 4 and 5 constitute the Answer Set. There is a definite relationship between figures A and B. Establish a similar relationship between figures C and D by selecting a suitable figure from the Answer Set that would replace the question mark (?) in fig. (D).

1. Select a suitable figure from the Answer Figures that would replace the question mark (?).

**Problem Figures:**



(A) (B) (C) (D)

- A. 1
- C. 3
- E. 5

**Answer Figures:**



(1) (2) (3) (4) (5)

- B. 2
- D. 4

**Answer:** Option C

**Explanation:**

The half-shaded leaf rotates 135°ACW and the unshaded leaf rotates 135°CW.

2. Select a suitable figure from the Answer Figures that would replace the question mark (?).

**Problem Figures:**



(A) (B) (C) (D)

- A. 1
- C. 3
- E. 5

**Answer Figures:**



(1) (2) (3) (4) (5)

- B. 2
- D. 4

**Answer:** Option A

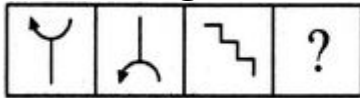
The upper element is converted to an element similar to the lower elements and each one of the lower elements is converted to an element



similar to the upper element.

3. Select a suitable figure from the Answer Figures that would replace the question mark (?).

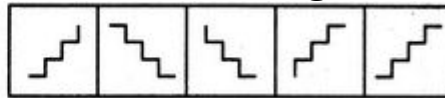
**Problem Figures:**



(A) (B) (C) (D)

- A. 1  
C. 3  
E. 5

**Answer Figures:**



(1) (2) (3) (4) (5)

- B. 2  
D. 4

**Answer:** Option A

The figure gets vertically inverted.

4. Select a suitable figure from the Answer Figures that would replace the question mark (?).

**Problem Figures:**



(A) (B) (C) (D)

- A. 1  
C. 3  
E. 5

**Answer Figures:**



(1) (2) (3) (4) (5)

- B. 2  
D. 4

**Answer:** Option B

Each one of the upper elements is replaced by an element similar to the lower element(s) and each one of the lower elements is replaced by an element similar to the upper element(s).

5. Select a suitable figure from the Answer Figures that would replace the question mark (?).

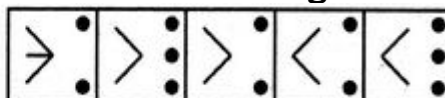
**Problem Figures:**



(A) (B) (C) (D)

- A. 1  
C. 3  
E. 5

**Answer Figures:**



(1) (2) (3) (4) (5)

- B. 2  
D. 4

**Answer:** Option C

**Explanation:**

Except for the dots, the remaining part of the figure rotates through 180° and shifts to the opposite side of the square boundary.

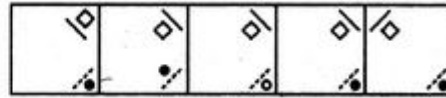
6. Select a suitable figure from the Answer Figures that would replace the question mark (?).

**Problem Figures:**



(A) (B) (C) (D)

**Answer Figures:**



(1) (2) (3) (4) (5)

- A. 1
- C. 3
- E. 5

- B. 2
- D. 4

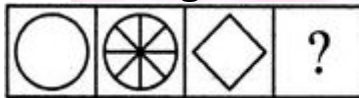
**Answer:** Option B

**Explanation:**

The combination of two symbols placed at the lower-right corner, rotates 90°CW and moves to the Upper-right corner. Also, the combination of two symbols placed at the upper-left corner, moves to the lower-right corner.

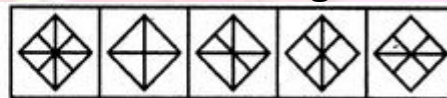
7. Select a suitable figure from the Answer Figures that would replace the question mark (?).

**Problem Figures:**



(A) (B) (C) (D)

**Answer Figures:**



(1) (2) (3) (4) (5)

- A. 1
- C. 3
- E. 5

- B. 2
- D. 4

**Answer:** Option A

**Explanation:**

The figure gets divided into eight equal parts.

8. Select a suitable figure from the Answer Figures that would replace the question mark (?).

**Problem Figures:**



(A) (B) (C) (D)

**Answer Figures:**



(1) (2) (3) (4) (5)

- A. 1
- C. 3
- E. 5

- B. 2
- D. 4

**Answer:** Option E

**Explanation:**

The inner element enlarges to become the outer element while the outer

element reduces in size, turns black and becomes the inner element.

9. Select a suitable figure from the Answer Figures that would replace the question mark (?).

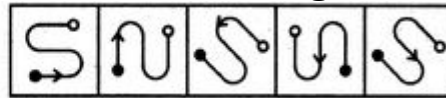
**Problem Figures:**



(A) (B) (C) (D)

- A. 1  
C. 3  
E. 5

**Answer Figures:**



(1) (2) (3) (4) (5)

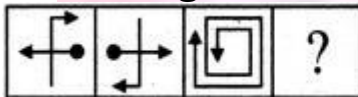
- B. 2  
D. 4

**Answer:** Option E

The figure rotates through 90°ACW and the arrowhead shifts closer to the black circle.

10. Select a suitable figure from the Answer Figures that would replace the question mark (?).

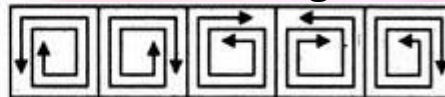
**Problem Figures:**



(A) (B) (C) (D)

- A. 1  
C. 3  
E. 5

**Answer Figures:**



(1) (2) (3) (4) (5)

- B. 2  
D. 4

**Answer:** Option B

**Explanation:**

The figure gets rotated through 180°.

11. Select a suitable figure from the Answer Figures that would replace the question mark (?).

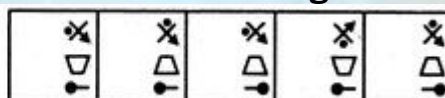
**Problem Figures:**



(A) (B) (C) (D)

- A. 1  
C. 3  
E. 5

**Answer Figures:**



(1) (2) (3) (4) (5)

- B. 2  
D. 4

**Answer:** Option C

**Explanation:**

The trapezium gets vertically inverted and move to the middle right



position; the pin rotates 90°CW and moves to the lower-right position; the third element rotates 135°ACW.

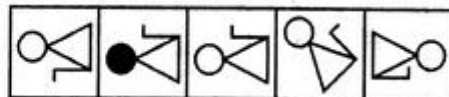
12. Select a suitable figure from the Answer Figures that would replace the question mark (?).

**Problem Figures:**



(A) (B) (C) (D)

**Answer Figures:**



(1) (2) (3) (4) (5)

A. 1

B. 2

C. 3

D. 4

E. 5

**Answer:** Option C

**Explanation:**

The figure rotates 45°ACW; the circle changes colour (turns black if initially white and vice-versa). The 'L'-shaped element shifts to the other side of the main figure.

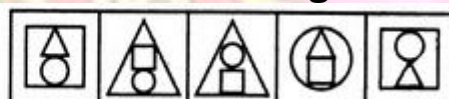
13. Select a suitable figure from the Answer Figures that would replace the question mark (?).

**Problem Figures:**



(A) (B) (C) (D)

**Answer Figures:**



(1) (2) (3) (4) (5)

A. 1

B. 2

C. 3

D. 4

E. 5

**Answer:** Option C

**Explanation:**

The rightmost element enlarges to become the outer element; the leftmost element becomes the inner-lower element and the middle element becomes the inner-upper element.

14. Select a suitable figure from the Answer Figures that would replace the question mark (?).

**Problem Figures:**



(A) (B) (C) (D)

**Answer Figures:**



(1) (2) (3) (4) (5)

A. 1

B. 2

C. 3

D. 4

E. 5

**Answer:** Option C

**Explanation:**

The figure gets laterally inverted.

15. Select a suitable figure from the Answer Figures that would replace the question mark (?).

**Problem Figures:**



**Answer Figures:**



(A) (B) (C) (D)

(1) (2) (3) (4) (5)

A. 1

B. 2

C. 3

D. 4

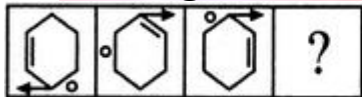
E. 5

**Answer:** Option A

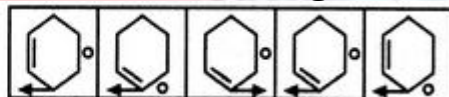
The pentagon gets vertically inverted. The lower half of the black element becomes white and this element moves inside the pentagon and gets attached to its upper end.

16. Select a suitable figure from the Answer Figures that would replace the question mark (?).

**Problem Figures:**



**Answer Figures:**



(A) (B) (C) (D)

(1) (2) (3) (4) (5)

A. 1

B. 2

C. 3

D. 4

E. 5

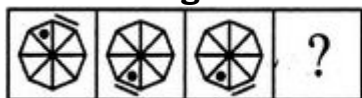
**Answer:** Option D

**Explanation:**

The arrow moves four spaces (each space is equal to a side of the hexagon) in a CW direction while the line segment and the circle move two spaces in a CW direction.

17. Select a suitable figure from the Answer Figures that would replace the question mark (?).

**Problem Figures:**



**Answer Figures:**



(A) (B) (C) (D)

(1) (2) (3) (4) (5)

- A. 1
- B. 2
- C. 3
- D. 4
- E. 5


**Answer:** Option C

**Explanation:**

The line segment moves four spaces ACW and the dot moves three spaces ACW.

18. Select a suitable figure from the Answer Figures that would replace the question mark (?).

**Problem Figures:**



(A) (B) (C) (D)

**Answer Figures:**



(1) (2) (3) (4) (5)

- A. 1
- B. 2
- C. 3
- D. 4
- E. 5

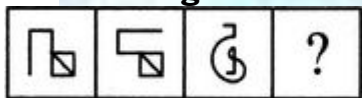
**Answer:** Option D

**Explanation:**

Both the elements move to the adjacent side in a CW direction; the half-arrow rotates 90° ACW; the semi-circular element rotates 90° ACW and gets laterally inverted.

19. Select a suitable figure from the Answer Figures that would replace the question mark (?).

**Problem Figures:**



(A) (B) (C) (D)

**Answer Figures:**



(1) (2) (3) (4) (5)

- A. 1
- B. 2
- C. 3
- D. 4
- E. 5

**Answer:** Option C

**Explanation:**

The figure rotates 90° ACW and gets vertically inverted.



20. Select a suitable figure from the Answer Figures that would replace the question mark (?).

**Problem Figures:**



(A) (B) (C) (D)

**Answer Figures:**



(1) (2) (3) (4) (5)

- A. 1
- C. 3
- E. 5

- B. 2
- D. 4

**Answer:** Option B

The figure gets vertically inverted.

21. Select a suitable figure from the Answer Figures that would replace the question mark (?).

**Problem Figures:**



(A) (B) (C) (D)

**Answer Figures:**



(1) (2) (3) (4) (5)

- A. 1
- C. 3
- E. 5

- B. 2
- D. 4

**Answer:** Option A

**Explanation:**

The black leaf rotates 135°CW and the white leaf rotates 135°ACW.

22. Select a suitable figure from the Answer Figures that would replace the question mark (?).

**Problem Figures:**



(A) (B) (C) (D)

**Answer Figures:**



(1) (2) (3) (4) (5)

- A. 1
- C. 3
- E. 5

- B. 2
- D. 4

**Answer:** Option A

**Explanation:**

The figure rotates 90°CW and the stars disappears.

23. Select a suitable figure from the Answer Figures that would replace the question mark (?).

**Problem Figures:**



(A) (B) (C) (D)

**Answer Figures:**



(1) (2) (3) (4) (5)

- A. 1
- C. 3
- E. 5

- B. 2
- D. 4

**Answer:** Option A

**Explanation:**

The figure gets vertically inverted and the two vertical lines inside the figure get rotated through 90°.

24. Select a suitable figure from the Answer Figures that would replace the question mark (?).

**Problem Figures:**



(A) (B) (C) (D)

**Answer Figures:**



(1) (2) (3) (4) (5)

- A. 1
- C. 3
- E. 5

- B. 2
- D. 4

**Answer:** Option C

**Explanation:**

The figure rotates 90°ACW and its black inverted image is placed over it.

25. Select a suitable figure from the Answer Figures that would replace the question mark (?).

**Problem Figures:**



(A) (B) (C) (D)

**Answer Figures:**



(1) (2) (3) (4) (5)

- A. 1
- B. 2
- C. 3
- D. 4
- E. 5

**Answer:** Option D

**Explanation:**

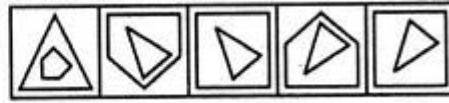
The curved pin rotates 90°ACW and moves to the adjacent side (of the square boundary) in a CW direction. The curved arrow rotates 90° ACW and moves to the adjacent side in a CW direction.

26. Select a suitable figure from the Answer Figures that would replace the question mark (?).

**Problem Figures:**



**Answer Figures:**



- (A) (B) (C) (D) (1) (2) (3) (4) (5)

- A. 1
- B. 2
- C. 3
- D. 4
- E. 5

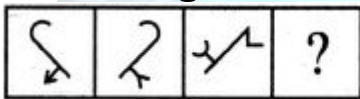
**Answer:** Option C

**Explanation:**

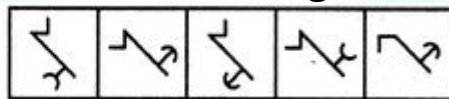
The figure rotates through 135°ACW and is placed inside another figure with one more number of sides.

27. Select a suitable figure from the Answer Figures that would replace the question mark (?).

**Problem Figures:**



**Answer Figures:**



- (A) (B) (C) (D) (1) (2) (3) (4) (5)

- A. 1
- B. 2
- C. 3
- D. 4
- E. 5

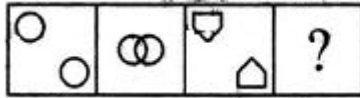
**Answer:** Option B

**Explanation:**

The figure gets laterally inverted and the head of the arrow (the arrowhead may be a 'V' or an arc) gets inverted.

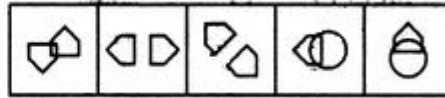
28. Select a suitable figure from the Answer Figures that would replace the question mark (?).

**Problem Figures:**



(A) (B) (C) (D)

**Answer Figures:**



(1) (2) (3) (4) (5)

A. 1

B. 2

C. 3

D. 4

E. 5

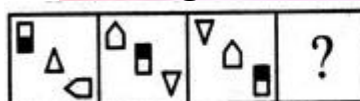
**Answer:** Option A

**Explanation:**

The two elements approach each other and get overlapped;

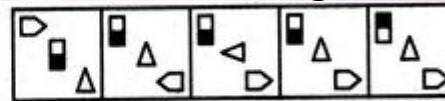
29. Select a suitable figure from the Answer Figures that would replace the question mark (?).

**Problem Figures:**



(A) (B) (C) (D)

**Answer Figures:**



(1) (2) (3) (4) (5)

A. 1

B. 2

C. 3

D. 4

E. 5

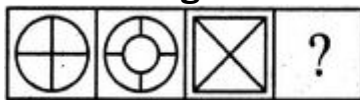
**Answer:** Option D

**Explanation:**

The elements move downwards along the diagonal and the lowermost element moves to the uppermost position. The triangle and the half shaded rectangle get vertically inverted and the pentagon rotates 90°CW.

30. Select a suitable figure from the Answer Figures that would replace the question mark (?).

**Problem Figures:**



(A) (B) (C) (D)

**Answer Figures:**



(1) (2) (3) (4) (5)

A. 1

B. 2

C. 3

D. 4

E. 5

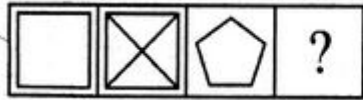
**Answer:** Option A

**Explanation:**

An element similar to but smaller than the outer element appears as the inner element and it hides the parts of the line segments that come under it

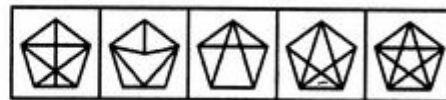
31. Select a suitable figure from the Answer Figures that would replace the question mark (?).

**Problem Figures:**



(A) (B) (C) (D)

**Answer Figures:**



(1) (2) (3) (4) (5)

A. 1

B. 2

C. 3

D. 4

E. 5

**Answer:** Option E

**Explanation:**

All the diagonals of the figure have been drawn.

32. Select a suitable figure from the Answer Figures that would replace the question mark (?).

**Problem Figures:**



(A) (B) (C) (D)

**Answer Figures:**



(1) (2) (3) (4) (5)

A. 1

B. 2

C. 3

D. 4

E. 5

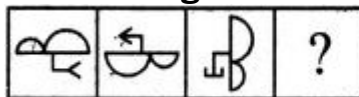
**Answer:** Option E

**Explanation:**

The black leaf rotates 135°ACW and the white leaf rotates 135°CW.

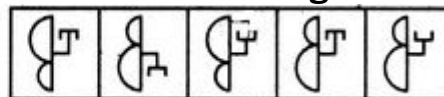
33. Select a suitable figure from the Answer Figures that would replace the question mark (?).

**Problem Figures:**



(A) (B) (C) (D)

**Answer Figures:**



(1) (2) (3) (4) (5)

A. 1

B. 2

C. 3

D. 4

E. 5



**Answer:** Option E

**Explanation:**

The figure rotates through 180° and the head of the arrow attached to the main figure, gets inverted.

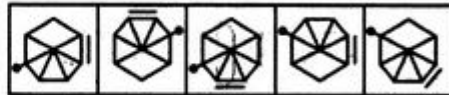
34. Select a suitable figure from the Answer Figures that would replace the question mark (?).

**Problem Figures:**



(A) (B) (C) (D)

**Answer Figures:**



(1) (2) (3) (4) (5)

A. 1

B. 2

C. 3

D. 4

E. 5

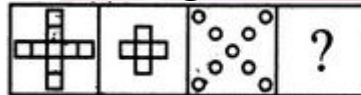
**Answer:** Option C

**Explanation:**

The line segment along one of the sides of the figure moves two spaces ACW (each space is equal to a side of the figure) and the other element moves three spaces CW.

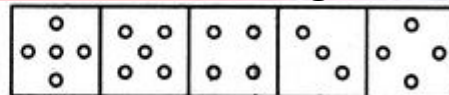
35. Select a suitable figure from the Answer Figures that would replace the question mark (?).

**Problem Figures:**



(A) (B) (C) (D)

**Answer Figures:**



(1) (2) (3) (4) (5)

A. 1

B. 2

C. 3

D. 4

E. 5

**Answer:** Option B

**Explanation:**

The four parts at the outer ends of the figure are lost.


36. Select a suitable figure from the Answer Figures that would replace the question mark (?).

**Problem Figures:**



(A) (B) (C) (D)

**Answer Figures:**



(1) (2) (3) (4) (5)

A. 1

B. 2

C. 3

D. 4

E. 5

**Answer:** Option C

**Explanation:**

One of the arrowheads moves from the lower part to the upper part of the figure above the circle and gets vertically inverted.


37. Select a suitable figure from the Answer Figures that would replace the question mark (?).

**Problem Figures:**



(A) (B) (C) (D)

**Answer Figures:**



(1) (2) (3) (4) (5)

A. 1

B. 2

C. 3

D. 4

E. 5

**Answer:** Option C

**Explanation:**

The figure rotates through 180°.

38. Select a suitable figure from the Answer Figures that would replace the question mark (?).

**Problem Figures:**



(A) (B) (C) (D)

**Answer Figures:**



(1) (2) (3) (4) (5)

A. 1

B. 2

C. 3

D. 4

E. 5

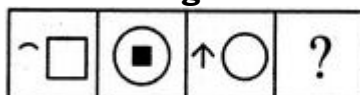
**Answer:** Option B

**Explanation:**

The lower element gets enlarged and becomes the outermost element; the upper element gets slightly enlarged and becomes the middle element and a new element with one more number of sides than the lower element appears as the innermost element.

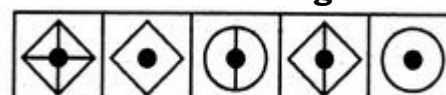
39. Select a suitable figure from the Answer Figures that would replace the question mark (?).

**Problem Figures:**



(A) (B) (C) (D)

**Answer Figures:**



(1) (2) (3) (4) (5)

- A. 1
- B. 2
- C. 3
- D. 4
- E. 5

**Answer: Option A**

The LHS element becomes a closed figure by combining with three similar elements. The RHS element gets reduced in size, turns black and moves to the centre of the other figure.

40. Select a suitable figure from the Answer Figures that would replace the question mark (?).

<b>Problem Figures:</b>				<b>Answer Figures:</b>				
(A)	(B)	(C)	(D)	(1)	(2)	(3)	(4)	(5)
A.	1				B.	2		
C.	3				D.	4		
E.	5							

**Answer: Option B**

In the upper and the lower elements, the white part turns black and the black turns white. In the central arrow, one of the arrowheads from the LHS gets laterally inverted and moves to the RHS.

41. Select a suitable figure from the Answer Figures that would replace the question mark (?).

<b>Problem Figures:</b>				<b>Answer Figures:</b>				
(A)	(B)	(C)	(D)	(1)	(2)	(3)	(4)	(5)
A.	1				B.	2		
C.	3				D.	4		
E.	5							

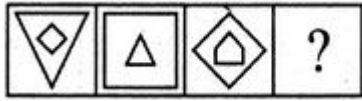
**Answer: Option D**

**Explanation:**

The half-arrow rotates 90°ACW and gets laterally inverted and moves to the adjacent side of the square boundary in a CW direction. The bent pin rotates 90°ACW and moves to the adjacent side of the square boundary in a CW direction.

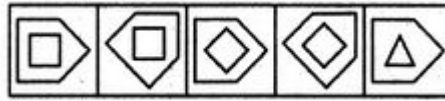
42. Select a suitable figure from the Answer Figures that would replace the question mark (?).

**Problem Figures:**



(A) (B) (C) (D)

**Answer Figures:**



(1) (2) (3) (4) (5)

- A. 1
- C. 3
- E. 5

- B. 2
- D. 4


**Answer:** Option D

**Explanation:**

The inner element gets enlarged, rotates 45°CW and becomes the outer element. The outer element reduces in size, gets vertically inverted and becomes the inner element.

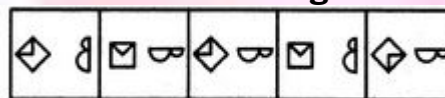
43. Select a suitable figure from the Answer Figures that would replace the question mark (?).

**Problem Figures:**



(A) (B) (C) (D)

**Answer Figures:**



(1) (2) (3) (4) (5)

- A. 1
- C. 3
- E. 5

- B. 2
- D. 4

**Answer:** Option C

**Explanation:**

The two elements interchange positions; the element that reaches the LHS position gets vertically inverted and the element that reaches the RHS position, rotates 90°ACW.

44. Select a suitable figure from the Answer Figures that would replace the question mark (?).

**Problem Figures:**



(A) (B) (C) (D)

**Answer Figures:**



(1) (2) (3) (4) (5)

- A. 1
- C. 3
- E. 5

- B. 2
- D. 4


**Answer:** Option B

**Explanation:**

The figure rotates 90°CW and gets laterally inverted.

45. Select a suitable figure from the Answer Figures that would replace the question mark (?).

**Problem Figures:**



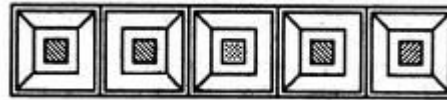
(A) (B) (C) (D)

A. 1

C. 3

E. 5

**Answer Figures:**



(1) (2) (3) (4) (5)

B. 2

D. 4

**Answer:** Option A

**Explanation:**

The existing line segments that join the corners of the squares move to the adjacent corners in an ACW direction and one more line segment appears in the next corner at the ACW-end. The shading inside the innermost square changes from dots to slanting lines.

46. Select a suitable figure from the Answer Figures that would replace the question mark (?).

**Problem Figures:**



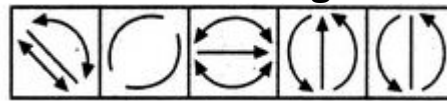
(A) (B) (C) (D)

A. 1

C. 3

E. 5

**Answer Figures:**



(1) (2) (3) (4) (5)

B. 2

D. 4

**Answer:** Option D

**Explanation:**

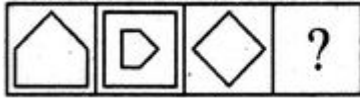
All the arrows reverse their directions.

Each of the following questions consists of two sets of figures. Figures A, B, C and D constitute the Problem Set while figures 1, 2, 3, 4 and 5 constitute the Answer Set. There is a definite relationship between figures A and B. Establish a similar relationship between figures C and D by selecting a suitable figure from the Answer Set that would replace the question mark (?) in fig. (D).



1. Select a suitable figure from the Answer Figures that would replace the question mark (?).

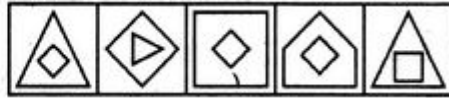
**Problem Figures:**



(A) (B) (C) (D)

- A. 1  
C. 3  
E. 5

**Answer Figures:**



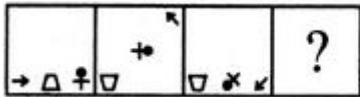
(1) (2) (3) (4) (5)

- B. 2  
D. 4

**Answer: Option A**

2. Select a suitable figure from the Answer Figures that would replace the question mark (?).

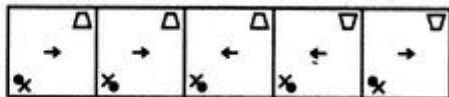
**Problem Figures:**



(A) (B) (C) (D)

- A. 1  
C. 3  
E. 5

**Answer Figures:**



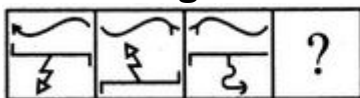
(1) (2) (3) (4) (5)

- B. 2  
D. 4

**Answer: Option A**

3. Select a suitable figure from the Answer Figures that would replace the question mark (?).

**Problem Figures:**



(A) (B) (C) (D)

- A. 1  
C. 3  
E. 5

**Answer Figures:**



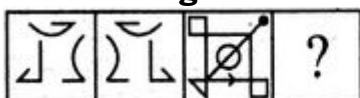
(1) (2) (3) (4) (5)

- B. 2  
D. 4

**Answer: Option B**

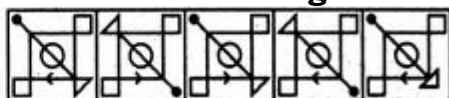
4. Select a suitable figure from the Answer Figures that would replace the question mark?

**Problem Figures:**



(A) (B) (C) (D)

**Answer Figures:**



(1) (2) (3) (4) (5)

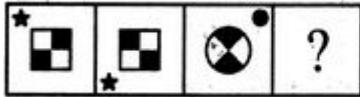
- A.** 1
- C.** 3
- E.** 5

- B.** 2
- D.** 4

**Answer:** Option A

5. Select a suitable figure from the Answer Figures that would replace the question mark (?).

**Problem Figures:**



(A) (B) (C) (D)

- A.** 1
- C.** 3
- E.** 5

**Answer Figures:**



(1) (2) (3) (4) (5)

- B.** 2
- D.** 4

**Answer:** Option C

6. Select a suitable figure from the Answer Figures that would replace the question mark (?).

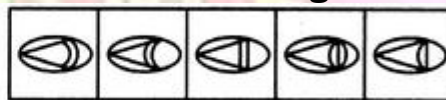
**Problem Figures:**



(A) (B) (C) (D)

- A.** 1
- C.** 3
- E.** 5

**Answer Figures:**



(1) (2) (3) (4) (5)

- B.** 2
- D.** 4

**Answer:** Option A

7. Select a suitable figure from the Answer Figures that would replace the question?

**Problem Figures:**



(A) (B) (C) (D)

- A.** 1
- C.** 3
- E.** 5

**Answer Figures:**



(1) (2) (3) (4) (5)

- B.** 2
- D.** 4

**Answer:** Option E

8. Select a suitable figure from the Answer Figures that would replace the question mark (?).

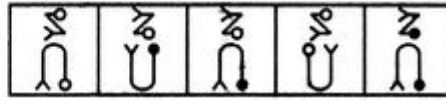
**Problem Figures:**



(A) (B) (C) (D)

- A. 1
- C. 3
- E. 5

**Answer Figures:**



(1) (2) (3) (4) (5)

- B. 2
- D. 4

**Answer: Option C**

9. Select a suitable figure from the Answer Figures that would replace the question mark (?).

**Problem Figures:**



(A) (B) (C) (D)

- A. 1
- C. 3
- E. 5

**Answer Figures:**



(1) (2) (3) (4) (5)

- B. 2
- D. 4

**Answer: Option D**

10. Select a suitable figure from the Answer Figures that would replace the question mark (?).

**Problem Figures:**



(A) (B) (C) (D)

- A. 1
- C. 3
- E. 5

**Answer Figures:**



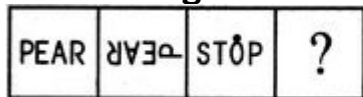
(1) (2) (3) (4) (5)

- B. 2
- D. 4

**Answer: Option E**

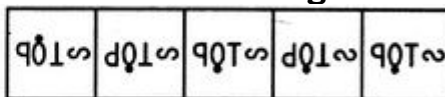
11. Select a suitable figure from the Answer Figures that would replace the question mark (?).

**Problem Figures:**



(A) (B) (C) (D)

**Answer Figures:**



(1) (2) (3) (4) (5)

- A. 1
- B. 2
- C. 3
- D. 4
- E. 5

**Answer:** Option B

12. Select a suitable figure from the Answer Figures that would replace the question mark (?).

**Problem Figures:**



**Answer Figures:**



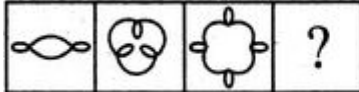
- (A) (B) (C) (D) (1) (2) (3) (4) (5)

- A. 1
- B. 2
- C. 3
- D. 4
- E. 5

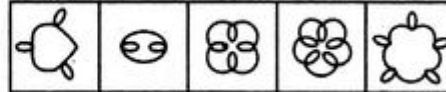
**Answer:** Option B

13. Select a suitable figure from the Answer Figures that would replace the question mark (?).

**Problem Figures:**



**Answer Figures:**



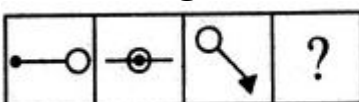
- (A) (B) (C) (D) (1) (2) (3) (4) (5)

- A. 1
- B. 2
- C. 3
- D. 4
- E. 5

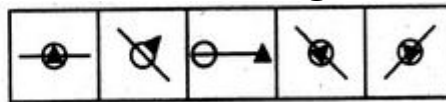
**Answer:** Option D

14. Select a suitable figure from the Answer Figures that would replace the question?

**Problem Figures:**



**Answer Figures:**



- (A) (B) (C) (D) (1) (2) (3) (4) (5)

- A. 1
- B. 2
- C. 3
- D. 4
- E. 5

**Answer:** Option D

Visit our Website



[www.amkresourceinfo.com](http://www.amkresourceinfo.com)

-----JOIN US by CLICK here-----



**Important Links in our Website**

**A M K – Free E Resources**

<http://amkresourceinfo.com/free-e-resources/>

Daily Newspapers : <http://amkresourceinfo.com/daily-newspapers/>

Job Notifications : <http://amkresourceinfo.com/job-notifications/>

E Books : <http://amkresourceinfo.com/e-books-2/>

E Magazines : <http://amkresourceinfo.com/e-magazines-2/>

Online Buy Books : <http://amkresourceinfo.com/online-buy-books/>

RRB – Group D : <http://amkresourceinfo.com/rrb-group-d/>

And many more...

**Keep visiting for more updates**

**"Your Success, Our Motto"**