

**RESOURCE WORLD**

**GENERAL MENTAL ABILITY**



**FREE**

**LOGICAL VENN DIAGRAM**

*Book for Various Competitive Exams*

*(Like KPSC technical Post C, KSRTC, PDO, RRB, SSC, FDAA, SDAA, PSI, FC, CET, etc..)*



[www.amkresourceinfo.com](http://www.amkresourceinfo.com)



[www.amkresourceinfo.com](http://www.amkresourceinfo.com)



## Logical Venn Diagrams

### Introduction.

The main aim of this section is to test your ability about the relation between some items of a group by diagrams. In these questions some figures of circles and some words are given.

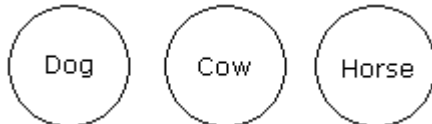
You have to choose a figure which represents the given words.

Some critical examples are given below.

### Example 1.

If all the words are of different groups, then they will be shown by the diagram as given below.

Dog, Cow, Horse

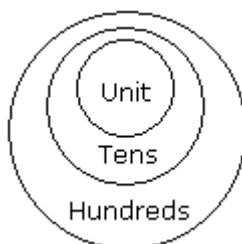


All these three are animals but of different groups, there is no relation between them. Hence they will be represented by three different circles.

### Example 2.

If the first word is related to second word and second word is related to third word. Then they will be shown by diagram as given below.

Unit, Tens, Hundreds

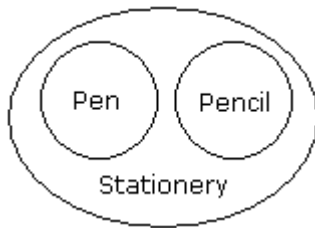


Ten units together make one Tens or in one tens, whole unit is available and ten tens together make one hundreds.

**Example 3.**

If two different items are completely related to third item, they will be shown as below.

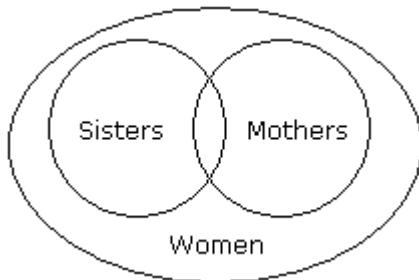
Pen, Pencil, Stationery



**Example 4.**

If there is some relation between two items and these two items are completely related to a third item they will be shown as given below.

Women, Sisters, Mothers



Some sisters may be mothers and vice-versa. Similarly some mothers may not be sisters and vice-versa. But all the sisters and all the mothers belong to women group.

**Example 5.**

Two items are related to a third item to some extent but not completely and first two items totally different.

Students, Boys, Girls

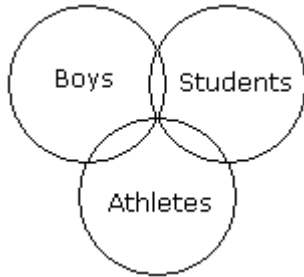


The boys and girls are different items while some boys may be students. Similarly among girls some may be students.

**Example 6.**

All the three items are related to one another but to some extent not completely.

Boys, Students, Athletes

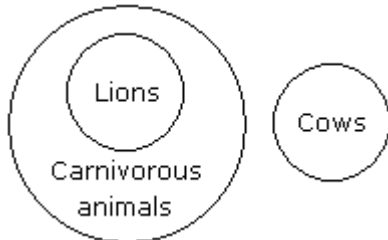


Some boys may be students and vice-versa. Similarly some boys may be athletes and vice-versa. Some students may be athletes and vice-versa.

**Example 7.**

Two items are related to each other completely and third item is entirely different from first two.

Lions, Carnivorous, Cows

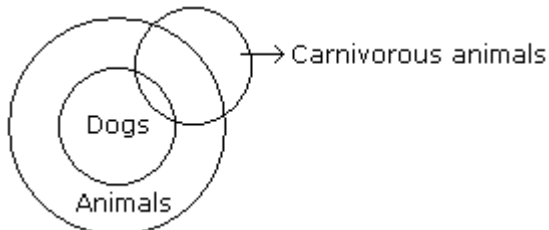


All the lions are carnivorous but no cow is lion or carnivorous.

**Example 8.**

First item is completely related to second and third item is partially related to first and second item.

Dogs, Animals, Flesh-eaters

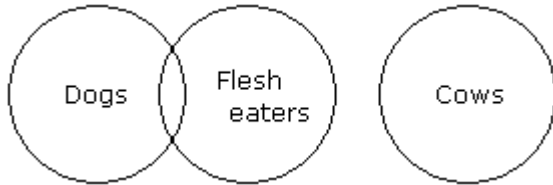


All the dogs are belonging to animals but some dogs are flesh eater but not all.

**Example 9.**

First item is partially related to second but third is entirely different from the first two.

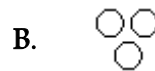
Dogs, Flesh-eaters, Cows



Some dogs are flesh-eaters but not all while any dog or any flesh-eater cannot be cow.

Each of these questions given below contains three elements. These elements may or may not have some inter linkage. Each group of elements may fit into one of these diagrams at (A), (B), (C), (D) and/or (E). You have to indicate the group of elements which correctly fits into the diagrams.

1. Which of the following diagrams indicates the best relation between Travelers, Train and Bus ?



**Answer:** Option C

Bus and Train are different from each other but some travelers travel by bus and some travel by train.

[View Answer](#) [Workspace](#) [Report](#) [Discuss in Forum](#)

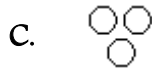
2. Which of the following diagrams indicates the best relation between Profit, Dividend and Bonus ?



**Answer:** Option B

Bonus and Dividend are different from each other. But both these are parts of profit.

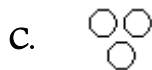
3. Which of the following diagrams indicates the best relation between Women, Mothers and Engineers ?



**Answer:** Option A

All mothers are women and some mothers and some women may be engineers.

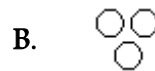
4. Which of the following diagrams indicates the best relation between Factory, Product and Machinery ?



**Answer:** Option D

Product and Machinery are different from each other but both are found in Factory.

5. Which of the following diagrams indicates the best relation between Author, Lawyer and Singer ?



**Answer:** Option B

All the three are different professions.

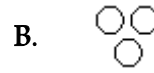
6. Which of the following diagrams indicates the best relation between Judge, Thieves and Criminals ?



**Answer:** Option B

All the thieves are criminals while judge is different from these.

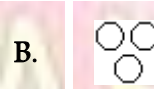
7. Which of the following diagrams indicates the best relation between India, Haryana and World ?



**Answer:** Option D

Haryana is in India and India is in the World.

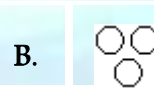
8. Which of the following diagrams indicates the best relation between Pigeon, Bird and Dog ?



**Answer:** Option A

All the pigeons are birds while dog is different from these.

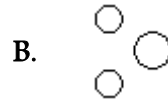
9. Which of the following diagrams indicates the best relation between Earth, Sea and Sun ?



**Answer:** Option A

Sea is a part of Earth while Sun is different from these two.


10. Which of the following diagrams indicates the best relation between Hockey, Football and Cricket ?



**Answer:** Option B

All these three games are different from each other.


11. Which of the following diagrams indicates the best relation between Iron, Lead and Nitrogen ?



**Answer:** Option B

All these three elements are different from each other

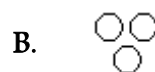
12. Which of the following diagrams indicates the best relation between Examination, Questions and Practice ?



**Answer:** Option C

Some questions are asked in examination and some in practice but examination and practice are different from each other.

13. Which of the following diagrams indicates the best relation between Bulb, Lamp and Light ?

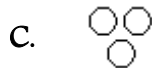




**Answer:** Option C

Bulb and Lamp are different from each other but light is obtained from both.

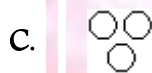
14. Which of the following diagrams indicates the best relation between Lion, Dog and Snake ?



**Answer:** Option C

All the three are different from each other.

15. Which of the following diagrams indicates the best relation between Moon, Sun and Earth ?



**Answer:** Option C

All the three are different from each other.

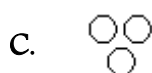
16. Which of the following diagrams indicates the best relation between Hospital, Nurse and Patient ?



**Answer:** Option C

Hospital consists of nurse and patient but nurse and patient are of two different nature.

17. Which of the following diagrams indicates the best relation between Mercury, Zinc and Metal ?



**Answer: Option B**

Mercury and Zinc both are different from one another but belong to metal.

18. Which of the following diagrams indicates the best relation between Teacher, Writer and Musician ?



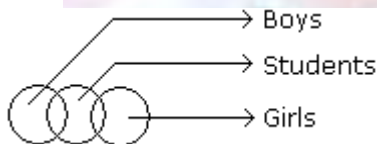
**Answer: Option A**

A teacher may or may not be a writer and musician. Similarly a musician may or may not be a teacher and writer and so a writer may or may not be a teacher and musician.

19. Which of the following diagrams indicates the best relation between Boys, Girls and Students ?



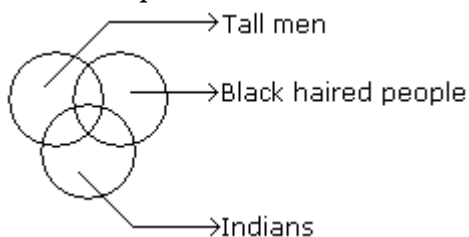
**Answer: Option D**



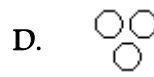
20. Which of the following diagrams indicates the best relation between Tall man, Black haired people and Indians ?



**Answer: Option A**



21. Which of the following diagrams indicates the best relation between Furniture, Chairs and Tables ?



Answer: Option C

Chairs and tables both are furniture but no chair is table.

22. Which of the following diagrams indicates the best relation between Elephant, Carnivorous and Tiger ?



Answer: Option D

Tiger is carnivorous but Elephant is different from these two.

23. Which of the following diagrams indicates the best relation between Vegetables, Tomato and Fruits ?



Answer: Option A

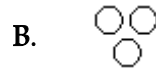
24. Which of the following diagrams indicates the best relation between Class, Blackboard and School ?



Answer: Option C

Blackboard is in class and class is in the school.

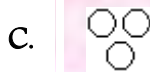
25. Which of the following diagrams indicates the best relation between Rabi-Crop, Paddy and Wheat ?



**Answer:** Option A

Wheat and Paddy are different from each other but Wheat is the Rabi-Crop.

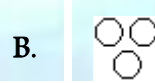
26. Which of the following diagrams indicates the best relation between Ass, Pet and Horse ?



**Answer:** Option D

Ass and Horse are different from each other but both are pet.

27. Which of the following diagrams indicates the best relation between Page, Chapter and Book ?



**Answer:** Option D

**Explanation:**

Page is in Chapter and Chapter is in book.

28. Which of the following diagrams indicates the best relation between Parents, Mother and Father ?



**Answer:** Option C

Father and mother are parents but father and mother are two opposite sexes.

29. Which of the following diagrams indicates the best relation between Men, Rodents and Living beings ?



**Answer:** Option C

**Explanation:**

Men and Rodents are different from one another but both these belong to living beings.

View Answer Workspace Report Discuss in Forum

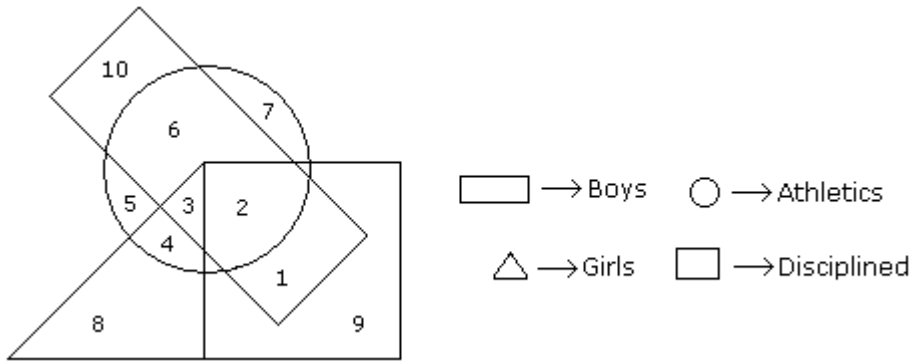
30. Which of the following diagrams indicates the best relation between Elephants, Wolves and Animals ?



**Answer:** Option B

Elephant and Wolves bear no relationship to each other while both are animals.

1. In the following diagram the boys who are athletic and are disciplined are indicated by which number?

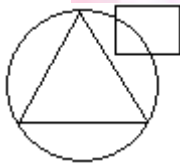


- |    |    |    |   |
|----|----|----|---|
| A. | 1  | B. | 2 |
| C. | 10 | D. | 6 |

**Answer:** Option B

The required number is 2.

2. In an organization of pollution control board, engineers are represented by a circle, legal experts by a square and environmentalist by a triangle. Who is most represented in the board as shown in the following figure ?

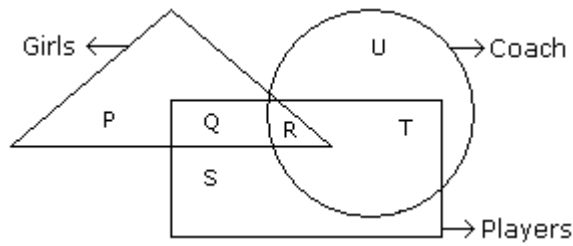


- |    |   |
|----|---|
| A. | Environmentalists                             |
| B. | Legal Experts                                 |
| C. | Engineers with legal background               |
| D. | Environmentalists with Engineering background |

**Answer:** Option D

Environmentalists with Engineering background is most represented in the board.

3. In the following figure triangle represents 'girls', square players and circle-coach. Which part of the diagram represents the girls who are player but not coach?

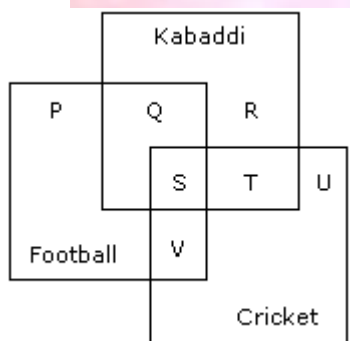


- A. P
- B. Q
- C. R
- D. S

**Answer:** Option B

Q part of the figure represents those girls who are players but not coach.

4. The diagram given below represents those students who play Cricket, Football and Kabaddi.



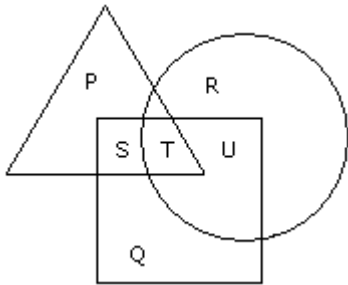
Study the diagram and identify the students who play all the three games.

- A. P + Q + R
- B. V + T
- C. S + T + V
- D. S

**Answer:** Option D

S indicates those students who play all the three games.

5. In the figure given below, square represents doctors, triangle represents ladies and circle represents surgeon. By which letter the ladies who doctor and surgeon both are represented ?



A. U

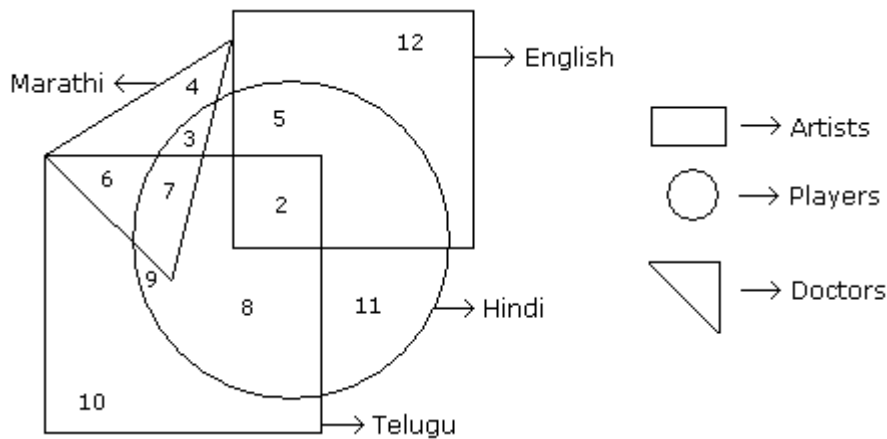
B. T

C. S

D. P

Answer: Option B

In the following figure small square represents the persons who know English, triangle to those who know Marathi, big square to those who know Telugu and circle to those who know Hindi. In the different regions of the figures from 1 to 12 are given.





1. How many persons can speak English and Hindi both the languages only ?

- A. 5
- B. 8
- C. 7
- D. 18

**Answer: Option A**

Number of persons who can speak English and Hindi both only is 5.

2. How many persons can speak Marathi and Telugu both ?

- A. 10
- B. 11
- C. 13
- D. None of these

**Answer: Option C**

6 + 7 = 13.

3. How many persons can speak only English ?

- A. 9
- B. 12
- C. 7
- D. 19

**Answer: Option B**

Number of persons were can speak English is 12.

4. How many persons can speak English, Hindi and Telugu ?

- A. 8
- B. 2
- C. 7
- D. None of these

**Answer: Option B**

Number of persons who can speak English, Hindi and Telugu is 2.

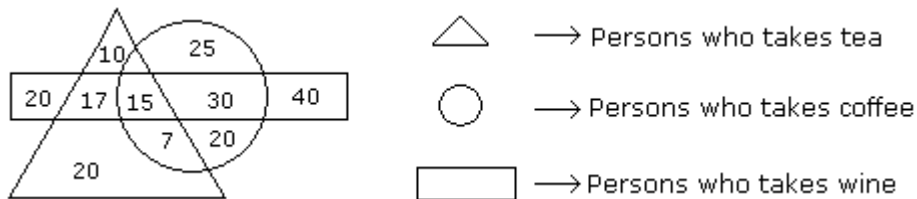
5. How many persons can speak all the languages ?

- A. 1
- B. 8
- C. 2
- D. None

**Answer: Option D**

There is no such person who can speak all the languages.

Study the diagram given below and answer each of the following questions.



1. How many persons who take tea and wine but not coffee ?

- A. 20
- B. 17
- C. 25
- D. 15

**Answer:** Option B

17 persons take tea and wine but not coffee.

2. How many persons are there who take both tea and coffee but not wine ?

- A. 22
- B. 17
- C. 7
- D. 20

**Answer:** Option C

Number of persons was taken both tea and coffee but not wine is 7.

3. How many persons take wine ?

- A. 100
- B. 82
- C. 92
- D. 122

**Answer:** Option D

122 persons take wine.

4. How many persons are there who takes only coffee ?

- A. 90
- B. 45
- C. 25
- D. 20

**Answer:** Option B

$$25 + 20 = 45$$

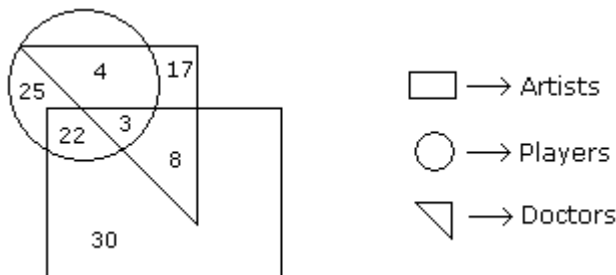
5. How many persons takes all the three ?

- A. 20
- B. 17
- C. 25
- D. 15

**Answer:** Option D

15 persons take all the three.

Study the following figure and answer the questions given below.



1. How many doctors are neither artists nor players ?

- A. 17
- B. 5
- C. 10
- D. 30

**Answer:** Option A

The number of doctors who are neither artists nor players is 17.

2. How many doctors are both players and artists ?

- A. 22
- B. 8
- C. 3
- D. 30

**Answer:** Option C

The number of doctors who are both players and artists is 3.

3. How many artists are players ?

- A. 5
- B. 8

C. 25

D. 16

**Answer:** Option CThe number of artists who are players is  $22 + 3 = 25$ .

4. How many players are neither artists nor doctors ?

A. 25

B. 17

C. 5

D. 10

**Answer:** Option A

The number of players who are neither artists nor doctors is 25.

5. How many artists are neither players nor doctors ?

A. 10

B. 17

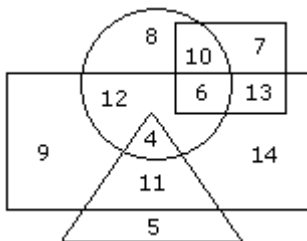
C. 30

D. 15

**Answer:** Option C

The number of artists who are neither players nor doctors is 30.

In the following diagram rectangle represents men, Triangle represents educated, Circle represents urban and square represents government employees.



1. Which one of the following represents the educated men but not urban ?

A. 9

B. 5

C. 4

D. 11

**Answer:** Option D

2. Which one of the following represents a woman who is urban as well as government employee ?

A. 7

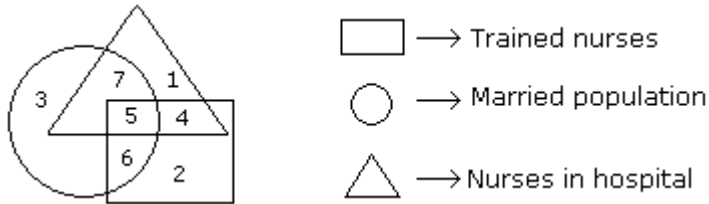
B. 13

C. 10

D. 6

**Answer:** Option C

Study the following figure and answer the questions given below.



1. If hospital management requires only married trained nurses for operation theater, which part of diagram should be chosen by him ?

A. 7

B. 4

C. 5

D. 6

**Answer:** Option C

No answer description available for this question.

2. By which number, married but untrained nurses in the hospital are represented?

A. 4

B. 6

C. 7

D. 5

**Answer:** Option C

No answer description available for this question.

3. By which numbers trained nurses are represented ?

A. 3, 6

B. 7, 5

C. 5, 6

D. 1, 5

**Answer:** Option C

No answer description available for this question.

4. What is represented by the number 7 ?

A. Married nurses in the hospital

B. Trained nurses

- C. Unmarried trained nurses
- D. Married trained nurses

**Answer:** Option A

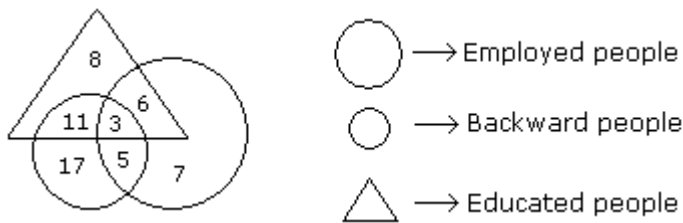
No answer description available for this question.

5. By which number, the trained unmarried nurses in the hospital are represented ?
- A. 6
  - B. 5
  - C. 7
  - D. 4

**Answer:** Option D

No answer description available for this question.

Study the following figure and answer the questions given below.



1. How many educated people are employed ?
- A. 9
  - B. 18
  - C. 20
  - D. 15

**Answer:** Option A

Number of educated people who are employed = 3 + 6 = 9.

2. How many backward people are educated ?
- A. 9
  - B. 28
  - C. 14
  - D. 6

**Answer:** Option C

Number of backward people who are educated = 11 + 3 = 14.

3. How many backward uneducated people are employed ?
- A. 14
  - B. 5
  - C. 7
  - D. 11

**Answer:** Option B

Number of backward uneducated people who are employed is 5.

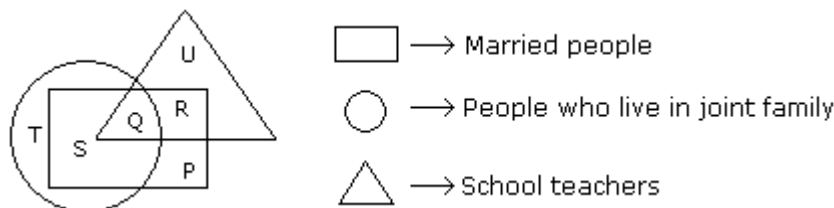
4. How many backward people are not educated ?

- A. 3
- B. 14
- C. 22
- D. 25

**Answer:** Option C

Number of backward people who are not educated = 17 + 5 = 22.

Study the following figure and answer the questions given below.



1. By which letter, the married teachers who live in joint family are represented ?

- A. R
- B. Q
- C. S
- D. P

**Answer:** Option B

No answer description available for this question.

2. By which letter, the married people who live in joint family but not are school teachers are represented ?

- A. R
- B. U
- C. S
- D. P

**Answer:** Option C

No answer description available for this question.


3. By which letter, the people who live in joint family but are neither married nor teachers are represented ?

- A. T
- B. R
- C. Q
- D. S

**Answer:** Option A

No answer description available for this question

**Visit our Website**



[www.amkresourceinfo.com](http://www.amkresourceinfo.com)

-----JOIN US by CLICK here-----



**Important Links in our Website**

**A M K – Free E Resources**

<http://amkresourceinfo.com/free-e-resources/>

Daily Newspapers : <http://amkresourceinfo.com/daily-newspapers/>

Job Notifications : <http://amkresourceinfo.com/job-notifications/>

E Books : <http://amkresourceinfo.com/e-books-2/>

E Magazines : <http://amkresourceinfo.com/e-magazines-2/>

Online Buy Books : <http://amkresourceinfo.com/online-buy-books/>

RRB – Group D : <http://amkresourceinfo.com/rrb-group-d/>





And many more...

**Keep visiting for more updates**

**"Your Success, Our Motto"**

